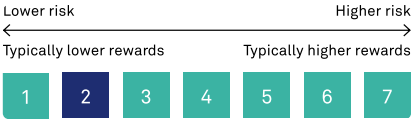


Triodos Multi Impact Fund

Z-dis | Factsheet February 2024



Fund details

Fund inception date	01/12/2015
Net asset value	EUR 25,368,382
Share count	1,055,309
Domicile	Netherlands
Management company	Triodos Investment Management
Custodian	BNP Paribas Securities Services
Investment manager	Triodos Investment Management
Legal status	Open-ended sub fund of Triodos Impact Strategies NV
European passport	Yes
Investment horizon	Long term
Valuation	Daily
Asset class	Fund of funds
Supervisor	AFM

Share class details

NAV share price as of 29/02/2024	EUR 26.11
Share class inception date	01/12/2015
Currency	EUR
ISIN code	NL0011327432
Bloomberg code	TRMIFZD:NA
Management fee	0.30%
Ongoing charges (incl. management fee) as of 30/06/2023	2.09%
Distribution type	Distribution
Dividend per share as of 04/06/2020	EUR 0.19
Minimum investment	EUR -

Triodos Multi Impact Fund is a 'fund of impact funds' investing in a broad spectrum of impact themes, including microfinance in developing countries, renewable energy, sustainable farming, and organic food, via several different Triodos funds.

The fund invests in Triodos funds and products and invests around 30% in Triodos Euro Bond Impact Fund, that invests in bonds of pioneering sustainable companies and democratic governments. The fund invests in investment funds that primarily provide loans and only has a limited exposure to listed equities and private equity. Shares in Triodos Multi Impact Fund can be traded daily. The product may be exposed to risks. Please refer to the prospectus and the KID for more detail.

Net Return in %

As per end of February 2024

	1M	3M	YTD	1Y	3Y avg	5Y avg	ALL avg
Fund	-0.27	1.04	-0.34	1.83	0.58	0.93	0.69

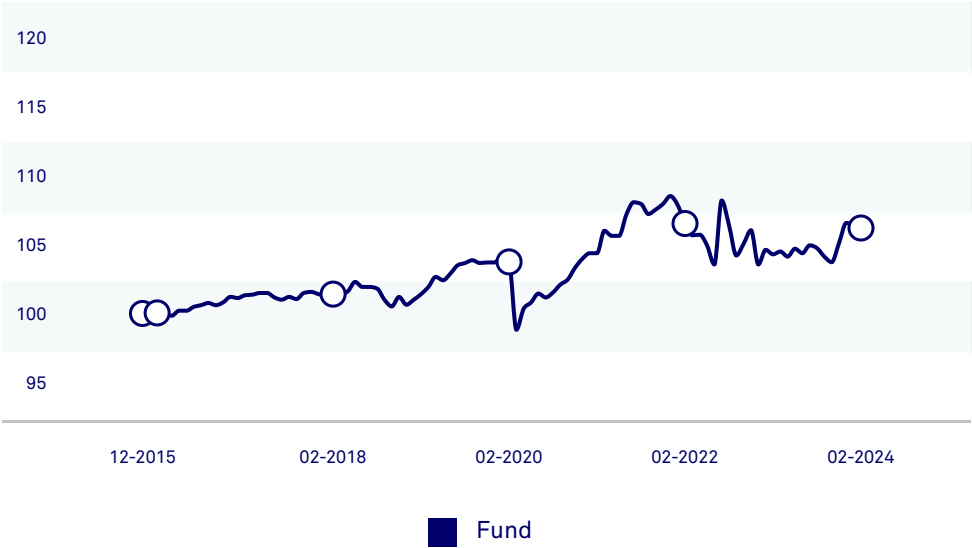
All returns stated have been calculated based on net asset values, including reinvestment of dividends where applicable. Past performance is not a reliable indicator of future performance.

Calendar Year Net Return in %

	2019	2020	2021	2022	2023
Fund	3.05	0.26	4.38	-4.57	2.91

Cumulative Performance Chart

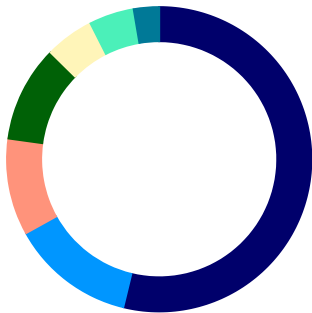
As per end of February 2024



All returns stated have been calculated based on net asset values, including reinvestment of dividends where applicable. Past performance is not a reliable indicator of future performance.

Breakdown by region

As per end of February 2024

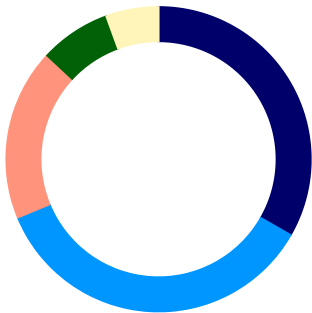


Region	% of NAV
West and Central Europe	53.8
Asia	13.1
Eastern Europe & Central Asia	10.2
Latin America	10.2
Africa & Middle East	5.2
North America	4.8
Worldwide	2.7

Source: Triodos Investment Management

Breakdown by asset class

As per end of February 2024



Asset class	% of NAV
Private debt	33.3
Listed bonds	35.5
Private equity	18.2
Listed equity	7.5
Liquidities	5.6

Source: Triodos Investment Management
Breakdown by asset class is on a look-through basis.

Performance attribution

Fund	Position (% of NAV)	Net return		Contribution return	
		1M	YTD	1M	YTD
Triodos Euro Bond Impact Fund	31.51	-1.11	-1.38	-0.35	-0.43
Triodos Microfinance Fund	17.48	-0.58	0.41	-0.10	0.07
Triodos Fair Share Fund	15.04	0.32	1.46	0.05	0.22
Triodos Groenfonds	10.77	-0.19	-0.39	-0.02	-0.04
Triodos Energy Transition Europe Fund	6.27	0.04	-0.26	0.00	-0.02
Triodos Emerging Markets Renewable Energy Fund	6.24	-0.17	0.52	-0.01	0.03
Triodos Pioneer Impact Fund	6.19	3.59	-0.26	0.22	-0.02
Triodos Food Transition Europe Fund	5.18	0.00	0.00	0.00	0.00
Liquidities	1.32			0.00	0.00
Total	100.00			-0.43	-0.17

This table shows the individual performance of the underlying funds, measured against their month-end weighting in the Triodos Multi Impact Fund. This gives an indication of their contribution to the fund. Due to the effect of costs, price fluctuations, weighting differences, subscriptions and redemptions of the fund during the month, the actual performance of the fund can differ from the total of the contribution table.

Dividend

Payment date	Amount per share (EUR)
08/06/2020	0.19
31/05/2018	0.07
19/05/2017	0.07

This is a marketing communication. Please refer to the prospectus and the KID of the Triodos Multi Impact Fund before making any final investment decisions. An overview of the investor's rights can be found in the prospectus. The value of your investment can fluctuate because of the investment policy. Triodos Multi Impact Fund is managed by Triodos Investment Management. Triodos Investment Management holds a license as alternative investment fund manager and UCITS and is under the supervision of the Dutch Authority Financial Markets and the De Nederlandsche Bank.

Triodos Multi Impact Fund was established in December 2015. Triodos Multi Impact Fund is a sub-fund of Triodos Impact Strategies NV. The fund is an open-ended investment company with variable capital and is traded via Euronext Fund Services. Triodos Multi Impact Fund is managed by Triodos Investment Management BV and registered with the Dutch Financial Markets Authority (Autoriteit Financiële Markten, AFM). The value of the fund is determined partly by the developments on the financial or other markets. Avoid unnecessary risks. Please read the Essentiële Beleggersinformatie (in Dutch) and the prospectus (in Dutch). Please refer to the Essentiële Beleggersinformatie and the prospectus for further information about the costs and risks that apply specifically to this fund. Both documents may be downloaded via www.triodos-im.com or can be obtained free of charge from your bank. This information was carefully prepared by Triodos Investment Management. No rights can be derived from this information.