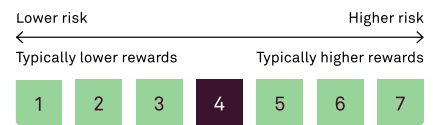


Triodos Energy Transition Europe Fund



Z2-cap | Factsheet February 2026

Fund details

Fund inception date	26/07/2006
Net asset value	EUR 133,246,366
Share count	
Domicile	Netherlands
Management company	Triodos Investment Management
Custodian	BNP Paribas Securities Services
Investment manager	Triodos Investment Management
Legal status	Open-end sub-fund of Triodos Impact Strategies II NV
European passport	Yes
Investment horizon	Long term
Valuation	Monthly
Asset class	Infrastructure
Supervisor	AFM

Share class details

NAV share price as of 26/02/2026	EUR 44.00
Share class inception date	02/12/2019
Currency	EUR
ISIN code	NL0013908700
Bloomberg code	TRTREZ2:NA
Management fee	1.95%
Ongoing charges (incl. management fee) as of 30/06/2025	2.29%
Distribution type	Capitalisation
Minimum investment	EUR -

Triodos Energy Transition Europe Fund aims to mitigate the effects of climate change by increasing the share of clean energy in the total energy mix and by reducing CO₂ emissions.

The fund invests in wind farms, solar photovoltaic, battery storage and solar thermal installations across Europe. The fund has sustainable investment as its objective as set out in **article 9 of the SFDR**. The sustainable investment objectives of Triodos Energy Transition Europe Fund are:

- Increase proportion of zero emission energy;
- Enable a 24/7 reliable zero emission energy system;
- Support entrepreneurs to accelerate the energy transition.

The product may be exposed to risks. Please refer to the prospectus and the KID for more detail.

Highlights

- The monthly return of the fund was 0.1% (YTD: 0.1%).
- The fund's performance was flat this month, with no notable gains or losses to report.
- Follow-on equity subscription of EUR 135k in a fund-to-fund investment (SET Ventures III and SET Ventures IV).
- The ongoing conflict in the Middle East reinforces the investment case for renewable energy as a hedge against fossil-fuel price volatility. Wind and solar rely on free, local resources, making their cost base largely immune to geopolitical shocks. Europe learned this lesson during the energy crisis triggered by Russia's war, yet policy momentum has since weakened, with a renewed preference for incumbents over innovation. This slows the energy transition and increases systemic vulnerability. The Fund, by contrast, has remained committed—and will continue to invest—in solutions that reduce exposure to global disruptions, strengthen long-term energy security, and protect the environment.

Net Return in %

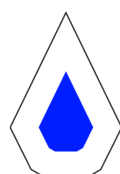
As per end of February 2026

	1M	3M	YTD	1Y	3Y avg	5Y avg	ALL avg
Fund	0.09	-1.12	0.11	-3.40	-2.61	6.55	3.77

	2021	2022	2023	2024	2025
Fund	9.16	45.06	-10.86	2.84	-3.72

All returns stated have been calculated based on net asset values, including reinvestment of dividends where applicable. Past performance is not a reliable indicator of future performance.

Data prior to December 2019 reflects a comparable share class of the Triodos SICAV II - Triodos Renewables Europe Fund.



LSEG Lipper Fund Awards

SDG contributions attributable to the fund




Impact indicator

Indicator	Total amount	Amount attributed to the fund
Tonnes of CO2 emissions avoided	45,261	8,100
Households equivalent provided with clean electricity	43,599	7,483
GWh produced	132	29

- The projects in development and under construction currently do not contribute to any of the impact indicators but definitely contribute to Europe's future generation capacity.

The indicators reflect the latest quarter available. The total amount is based on the entire project. The amount attributed to the fund is based on the fund's share in the project. This approach is in line with the methodology of the Platform for Carbon Accounting Finance. The indicator "Households equivalent provided with clean electricity" shows how many households can be powered for a year by the clean energy produced, measured in GWh. It is based on each country's average household electricity use.

Fund manager

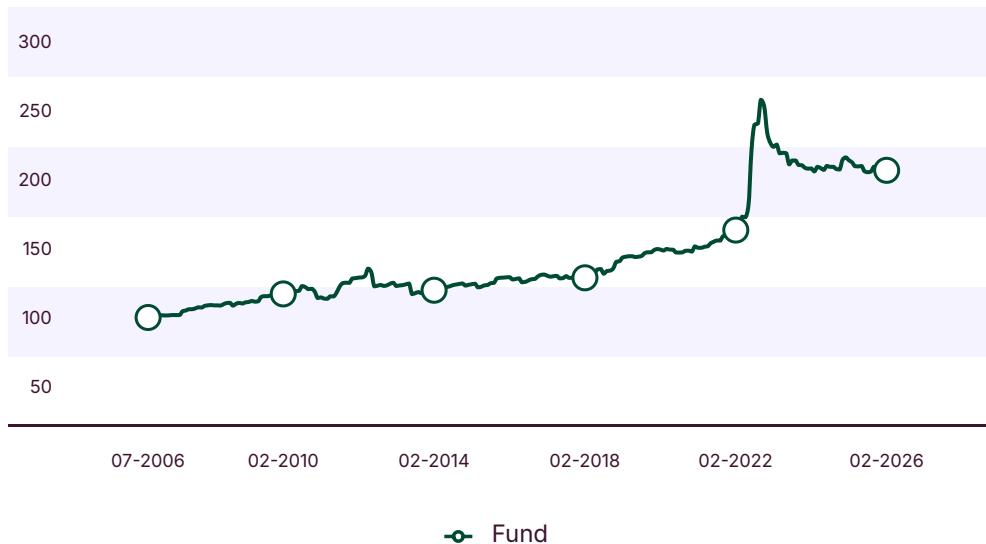


Sonja de Ruiter

" As geopolitical tensions rise and the urgency to reduce greenhouse gas emissions intensifies, the need for the energy transition has never been greater. To meet the European 2030 targets and ensure Europe's clean energy future as well as its energy independence, private capital must scale rapidly ."

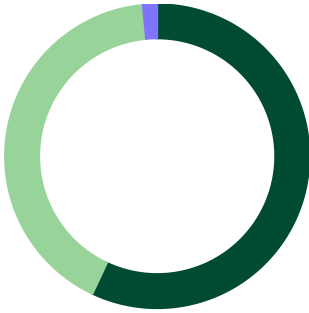
Cumulative Performance Chart

As per end of February 2026



Breakdown by asset class

As per end of February 2026

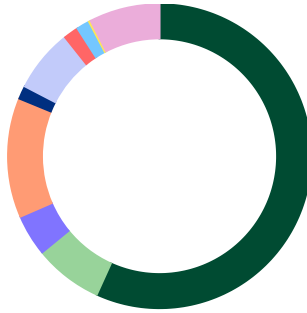


Asset class	% of NAV
Equity	57.0
Loans	41.5
Liquidities & others	1.5

Source: Triodos Investment Management

Breakdown by country

As per end of February 2026

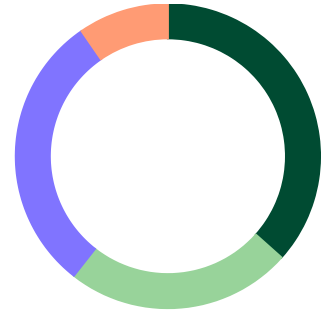


Country	% of portfolio
Netherlands	56.8
Belgium	7.3
Germany	4.4
Ireland	12.7
Denmark	1.4
United Kingdom	6.7
France	1.6
Italy	1.4
Spain	0.2
Other	7.5

Source: Triodos Investment Management

Breakdown by sector

As per end of February 2026



Sector	% of portfolio
Wind	36.6
Solar	24.0
Storage	29.8
Other	9.6

Source: Triodos Investment Management

Contact

We welcome you to contact our Investor Relations team to learn more about our impact investment opportunities.

E: tridosIM@tridos.com

T: +31 (0)30 694 2400

This is a marketing communication. Please refer to the prospectus and the KID of the Triodos Energy Transition Europe Fund before making any final investment decisions. An overview of the investor's rights can be found in the prospectus. The value of your investment can fluctuate because of the investment policy. Triodos Energy Transition Europe Fund is managed by Triodos Investment Management. Triodos Investment Management holds a license as alternative investment fund manager and UCITS and is under the supervision of the Dutch Authority Financial Markets and the De Nederlandsche Bank.

This information is directed only at professional investors to whom it may be lawfully directed under the legislation in their country of residence and is for information purposes only. It does not constitute advice of any kind, an offer or a recommendation to buy or sell securities or financial instruments. Triodos Energy Transition Europe Fund is an open-end sub-fund of Triodos Impact Strategies II NV, which is an alternative investment fund (AIF), established in the Netherlands and authorised and regulated by the Dutch Authority for Financial Markets (AFM). Triodos Investment Management BV is the alternative investment fund manager (AIFM) and global distributor of Triodos Impact Strategies II NV. Triodos Investment Management BV is established in the Netherlands and authorised and regulated by the AFM. Past performance is not an indicator for future performance. Figures shown are intended to demonstrate performance history of the funds. The investment value may fall as well as rise. The capital and income are not guaranteed and you may get back less than your original investment. Triodos Investment Management BV and its sources will use reasonable care and skill to ensure that information contained in this fact sheet is accurate at the date of publication but do not guarantee the accuracy, adequacy or completeness of this information. Information on leverage is included in the prospectus and the annual report. Leverage is defined by the AIFMD as being any method by which the AIFM increases the exposure of a fund, whether through borrowing of cash or securities, or leverage embedded in derivative positions, or by any other means. Please refer to the prospectus for fund availability, investment strategy, product information and charges, or contact your financial advisor for further information. The prospectus can be obtained via www.tridos-im.com.