


Triodos Impact Strategy Fund - Very Ambitious



R-dis | Factsheet February 2026

Fund details

Fund inception date	25/01/2022
Net asset value	EUR 24,466,987
Share count	
Domicile	Netherlands
Management company	Triodos Investment Management
Custodian	BNP Paribas Securities Services
Investment manager	Triodos Investment Management
Legal status	Open-ended sub fund of Triodos Impact Strategies NV
European passport	Yes
Investment horizon	Long term
Valuation	Daily
Asset class	Fund of funds
Supervisor	AFM

Share class details

NAV share price as of 27/02/2026	EUR 30.54
Share class inception date	14/11/2023
Currency	EUR
ISIN code	NL0015000KN1
Bloomberg code	
Management fee	0.80%
Ongoing charges (ex-ante, including management fee)	1.74%
Distribution type	Distribution
Minimum investment	EUR 0.00

Net Return in %

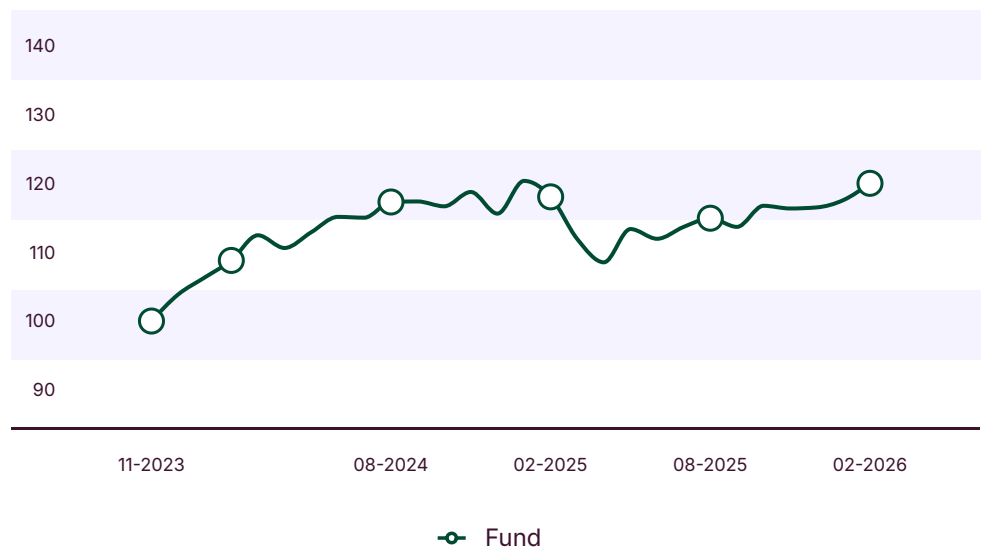
As per end of February 2026

	1M	3M	YTD	1Y	3Y avg	5Y avg	ALL avg
Fund	2.07	3.14	3.00	1.66	-	-	9.13

All returns stated have been calculated based on net asset values, including reinvestment of dividends where applicable. Past performance is not a reliable indicator of future performance.

Cumulative Performance Chart

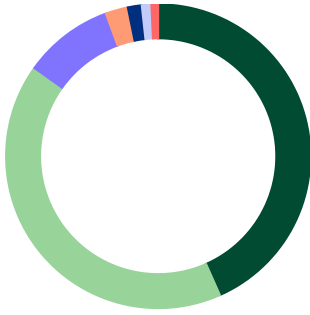
As per end of February 2026



All returns stated have been calculated based on net asset values, including reinvestment of dividends where applicable. Past performance is not a reliable indicator of future performance.

Breakdown by region

As per end of February 2026



Region	% of portfolio
--------	----------------

West and Central Europe	43.4
-------------------------	------

North America	41.5
---------------	------

Asia	9.6
------	-----

Worldwide	2.4
-----------	-----

Latin America	1.5
---------------	-----

Eastern Europe & Central	1.0
--------------------------	-----

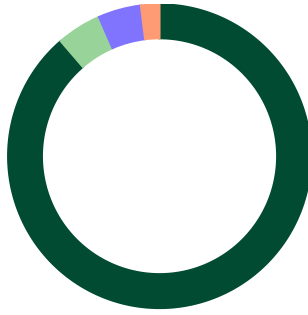
Asia	1.0
------	-----

Africa & Middle East	0.7
----------------------	-----

Source: Triodos Investment Management

Breakdown by asset class

As per end of February 2026



Asset class	% of NAV
-------------	----------

Listed stocks	88.7
---------------	------

Private equity	4.8
----------------	-----

Private debt	4.6
--------------	-----

Liquidities	2.0
-------------	-----

Listed bonds	0.0
--------------	-----

Source: Triodos Investment Management
Breakdown by asset class is on a look-through basis.