


Triodos Multi Impact Fund



R-dis | Factsheet August 2024

Fund details

Fund inception date	01/12/2015
Net asset value	EUR 27,692,332
Share count	1,077,774
Domicile	Netherlands
Management company	Triodos Investment Management
Custodian	BNP Paribas Securities Services
Investment manager	Triodos Investment Management
Legal status	Open-ended sub fund of Triodos Impact Strategies NV
European passport	Yes
Investment horizon	Long term
Valuation	Daily
Asset class	Fund of funds
Supervisor	AFM

Share class details

NAV share price as of 30/08/2024	EUR 25.41
Share class inception date	01/07/2024
Currency	EUR
ISIN code	NL00150022X1
Bloomberg code	
Management fee	0.30%
Ongoing charges (incl. management fee) as of	%
Distribution type	Distribution
Minimum investment	EUR -

Triodos Multi Impact Fund is a 'fund of impact funds' investing in a broad spectrum of impact themes, including microfinance in developing countries, renewable energy, sustainable farming, and organic food, via several different Triodos funds.

The fund invests in Triodos funds and products and invests around 30% in Triodos Euro Bond Impact Fund, that invests in bonds of pioneering sustainable companies and democratic governments. The fund invests in investment funds that primarily provide loans and only has a limited exposure to listed equities and private equity. Shares in Triodos Multi Impact Fund can be traded daily. The product may be exposed to risks. Please refer to the prospectus and the KID for more detail.

Net Return in %

As per end of August 2024

	1M	3M	YTD	1Y	3Y avg	5Y avg	ALL avg
Fund	0.24	1.64	2.21	4.01	0.30	0.85	1.12

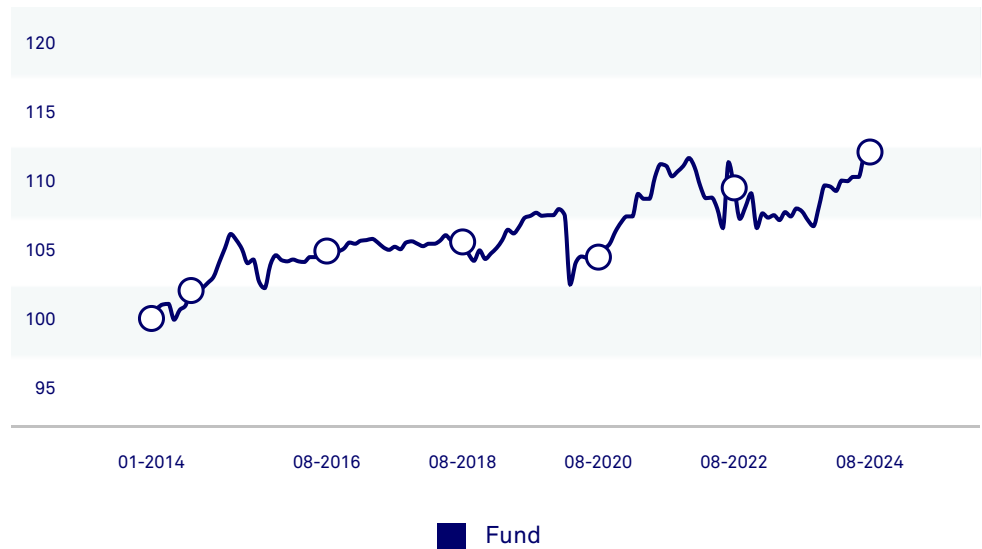
All returns stated have been calculated based on net asset values, including reinvestment of dividends where applicable. Past performance is not a reliable indicator of future performance.

Calendar Year Net Return in %

	2019	2020	2021	2022	2023
Fund	3.04	-0.49	4.37	-4.54	2.90

Cumulative Performance Chart

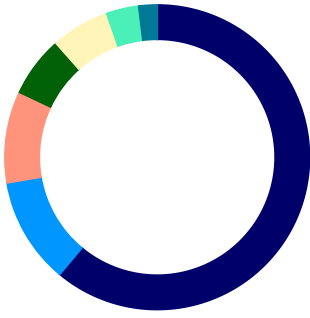
As per end of August 2024



All returns stated have been calculated based on net asset values, including reinvestment of dividends where applicable. Past performance is not a reliable indicator of future performance.

Breakdown by region

As per end of July 2024

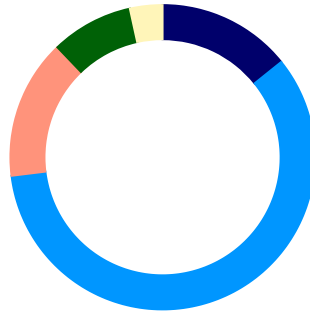


Region	% of NAV
West and Central Europe	63.4
North America	11.7
Asia	10.1
Latin America	6.7
Eastern Europe & Central Asia	6.4
Africa & Middle East	3.6
Worldwide	2.0

Source: Triodos Investment Management

Breakdown by asset class

As per end of July 2024



Asset class	% of NAV
Private debt	13.5
Listed bonds	55.8
Private equity	14.0
Listed equity	8.3
Liquidities	3.3

Source: Triodos Investment Management
Breakdown by asset class is on a look-through basis.

This is a marketing communication. Please refer to the prospectus and the KID of the Triodos Multi Impact Fund before making any final investment decisions. An overview of the investor's rights can be found in the prospectus. The value of your investment can fluctuate because of the investment policy. Triodos Multi Impact Fund is managed by Triodos Investment Management. Triodos Investment Management holds a license as alternative investment fund manager and UCITS and is under the supervision of the Dutch Authority Financial Markets and the De Nederlandsche Bank.

Triodos Multi Impact Fund was established in December 2015. Triodos Multi Impact Fund is a sub-fund of Triodos Impact Strategies NV. The fund is an open-ended investment company with variable capital and is traded via Euronext Fund Services. Triodos Multi Impact Fund is managed by Triodos Investment Management BV and registered with the Dutch Financial Markets Authority (Autoriteit Financiële Markten, AFM). The value of the fund is determined partly by the developments on the financial or other markets. Avoid unnecessary risks. Please read the Essentiële Beleggersinformatie (in Dutch) and the prospectus (in Dutch). Please refer to the Essentiële Beleggersinformatie and the prospectus for further information about the costs and risks that apply specifically to this fund. Both documents may be downloaded via www.triodos-im.com or can be obtained free of charge from your bank. This information was carefully prepared by Triodos Investment Management. No rights can be derived from this information.